



Past, Present  
**Neighbourhood Plan**

**Priorities**

**ORWELL**

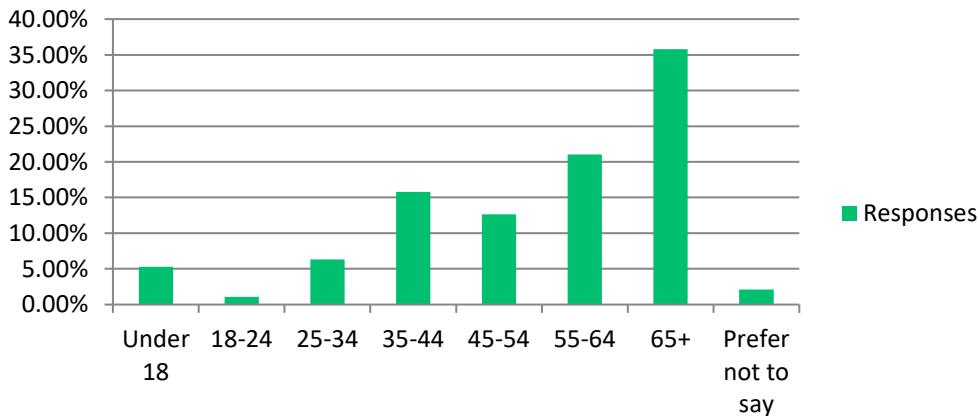
**Survey results Aug 2022**

**& Future**

# Participation

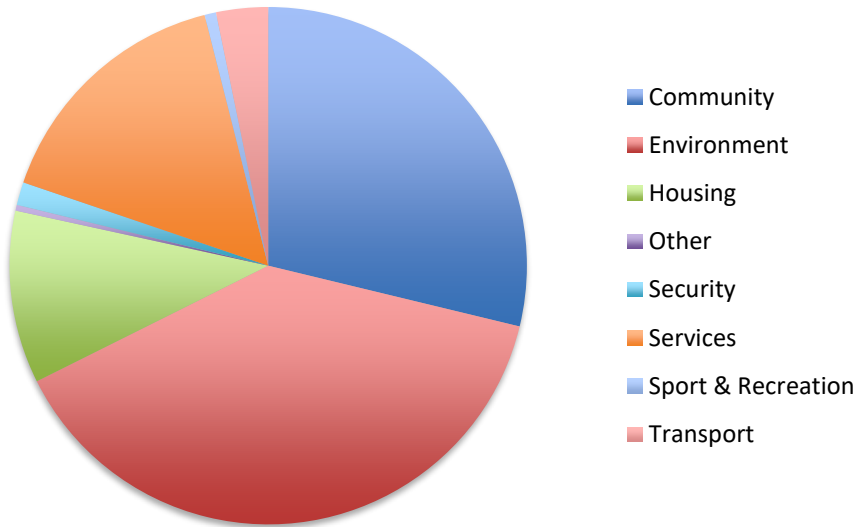
- 95 residents responded
  - 84 online survey responses
  - 11 paper survey responses

To help us better consider everyone's responses, please could you indicate your age category below



Answer Choices	Responses	
Under 18	5.26%	5
18-24	1.05%	1
25-34	6.32%	6
35-44	15.79%	15
45-54	12.63%	12
55-64	21.05%	20
65+	35.79%	34
Prefer not to say	2.11%	2
	<b>Answered</b>	<b>95</b>
	<b>Skipped</b>	<b>0</b>

Q2: What are the top three characteristics you love most about living or working in Orwell today?



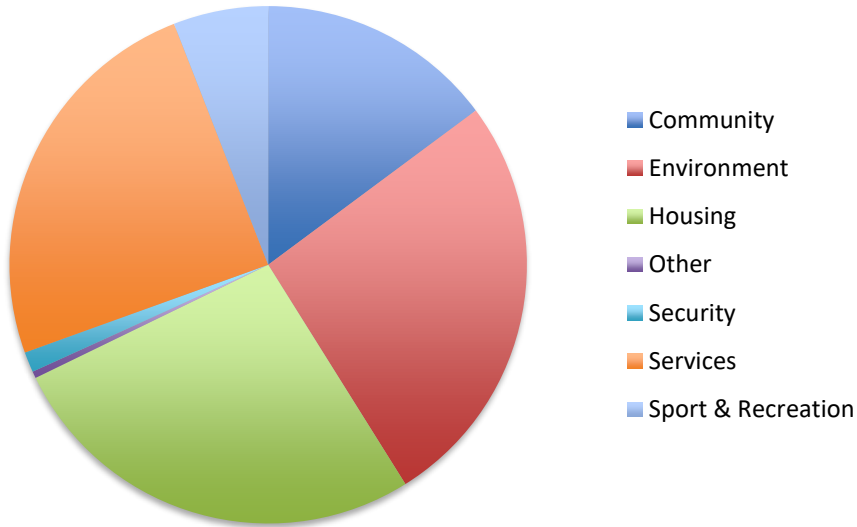
Category ranked in order of response:

1. Environment
2. Community
3. Services
4. Housing
5. Transport
6. Security
7. Sport & recreation
8. Other

Count of Response Date	Total
Community	80
Environment	108
Housing	30
Other	1
Security	4
Services	44
Sport & Recreation	2
Transport	9
<b>Grand Total</b>	<b>278</b>



Q3: What characteristics in Orwell will be important to you over the next ten years?



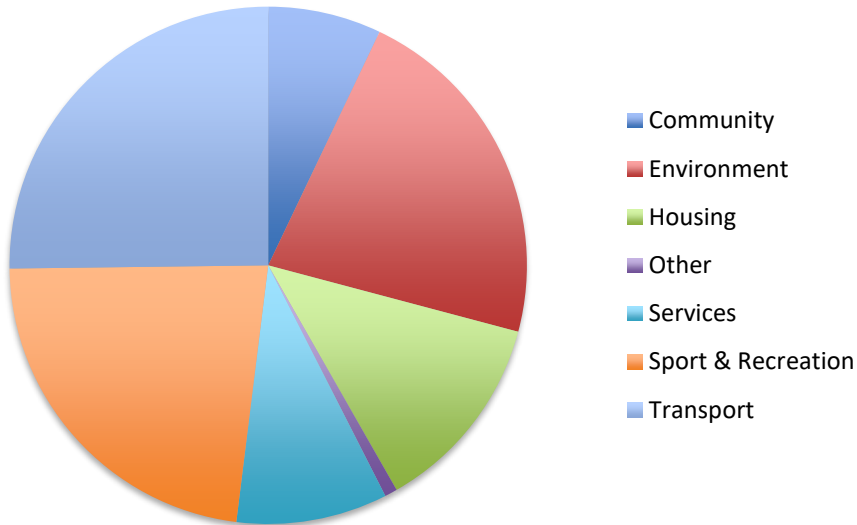
Category ranked in order of response:

1. Housing
2. Environment
3. Services
4. Community & Transport
5. Sport & recreation
6. Security
7. Other

Count of Response Date	Total
Community	35
Environment	62
Housing	63
Other	1
Security	3
Services	58
Sport & Recreation	14
Transport	35
<b>Grand Total</b>	<b>271</b>



Q4: What characteristics would you like to see more of in Orwell over the next ten or more years?

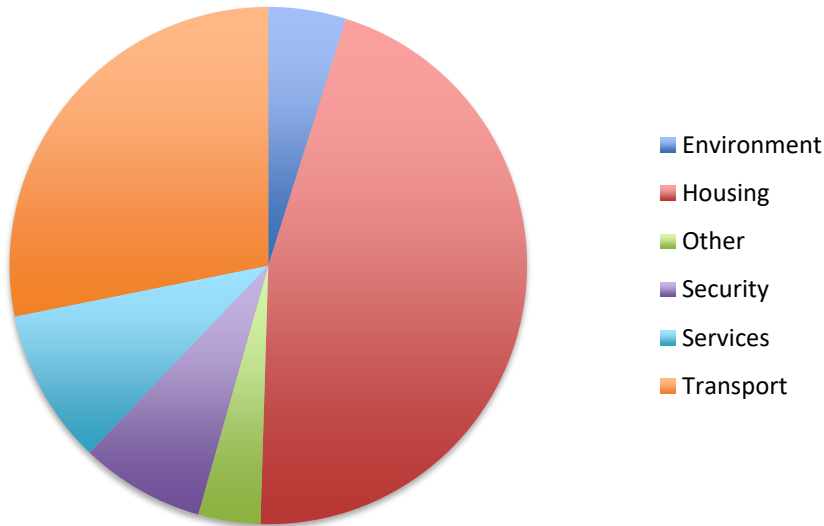


- Category ranked in order of response:
1. Transport
  2. Sport & recreation
  3. Environment
  4. Housing
  5. Services
  6. Community
  7. Other
  8. Security (zero responses)

Count of Response Date	Total
Community	9
Environment	28
Housing	16
Other	1
Services	12
Sport & Recreation	29
Transport	32
<b>Grand Total</b>	<b>127</b>

shop public transport links young people Public transport paths amenities trees increased  
 events young local planting children maintenance park  
 Better public transport Improved speed limit community  
 speed village bus service Better Walking facilities links  
 road control access people sports rewilding areas coffee shop space  
 play equipment Cambridge Tree planting

Q5: What characteristics would you like to see less of in Orwell over the next ten or more years?



Category ranked in order of response:

1. Housing
2. Transport
3. Services
4. Security
5. Environment
6. Other
7. Sport & recreation / community (zero responses)

Count of Response Date	Total
Environment	5
Housing	47
Other	4
Security	8
Services	10
Transport	29
<b>Grand Total</b>	<b>103</b>

New people housing developments estates new houses  
 better building houses built housing large village  
 littering **Speeding** high street Less road  
 development dog traffic street parking use cars

# Initial summary

There is a strong desire to maintain the rural village, community feel with a sense that lots of further development would reduce the rural environmental impact and security, whilst increasing traffic. It is also recognised that services and amenities, whilst limited, are at risk without investment and maintenance.

Preferences are captured in terms of further development and the need for affordable housing, whilst being sympathetic to the rural nature and high community spirit observed in Orwell today.